

**PEYRONIE'S DISEASE
CLINICAL GUIDELINE**

RICHARD BENNETT, MD
SPARROW MEDICAL GROUP UROLOGY

JESSICA DeLONG, MD
UROLOGY OF VIRGINIA

DEAN KNOLL, MD
UROLOGY ASSOCIATES, PC

KENNETH MITCHELL, MPAS, PA-C
THE BILLUPS CENTER

GEOFFREY SKLAR, MD
UNITED UROLOGY

MATTHEW STERLING, MD
MIDLANTIC UROLOGY

ASHLEY TAPSCOTT, DO
SEXUAL HEALTH INSTITUTE OF THE CAROLINAS
CAROLINA UROLOGY PARTNERS

The Only
Urology-Centric
Group Purchasing
Organization in
the Nation

Urology-Specific **PARTNERSHIP**
UNIFIED POWER IN NUMBERS
EXECUTION COOPERATION THRIVE
Care Pathways **GPO Trust**
MULTI-FACETED **INDEPENDENCE**
Integration **UNIFIED FRONT VALUE**
COLLABORATION **NATIONWIDE MEMBERSHIP**
Ancillaries **CROWDSOURCING AGGREGATION**
BEST PRACTICE OPPORTUNITY TEAM

The information contained within is the consensus of the UroGPO Medical Advisory Group and is intended only as a suggested guideline for the treatment of Peyronie's Disease. UroGPO Members are encouraged to review, discuss and make adjustments as they see fit.

Revision Date 11/1/22

PRINCIPLES OF DISEASE MANAGEMENT

1. Practices treating Peyronie's disease should identify, develop and train a Physician or Advanced Practice Provider expert to treat and manage this patient population
2. Peyronie's disease diagnosis should be made by a REMS certified, Peyronie's disease expert, and all sites where collagenase clostridium histolyticum are administered should also be REMS certified
3. Prior to pursuing invasive intervention for Peyronie's disease, the evaluation should include a documented in-office angle measurement, using intracavernosal injection and/or a penile doppler ultrasound, if available
4. Document all potential plaques at time of initial diagnosis or as they become apparent during treatment
5. When insurance approves, intralesional therapy should be offered as first line treatment if indicated and erectile function intact (with or without medication)
6. Shockwave therapy may be used for pain when oral medications are inadequate; all other uses are considered experimental

THERAPIES THAT SHOULD NOT BE OFFERED

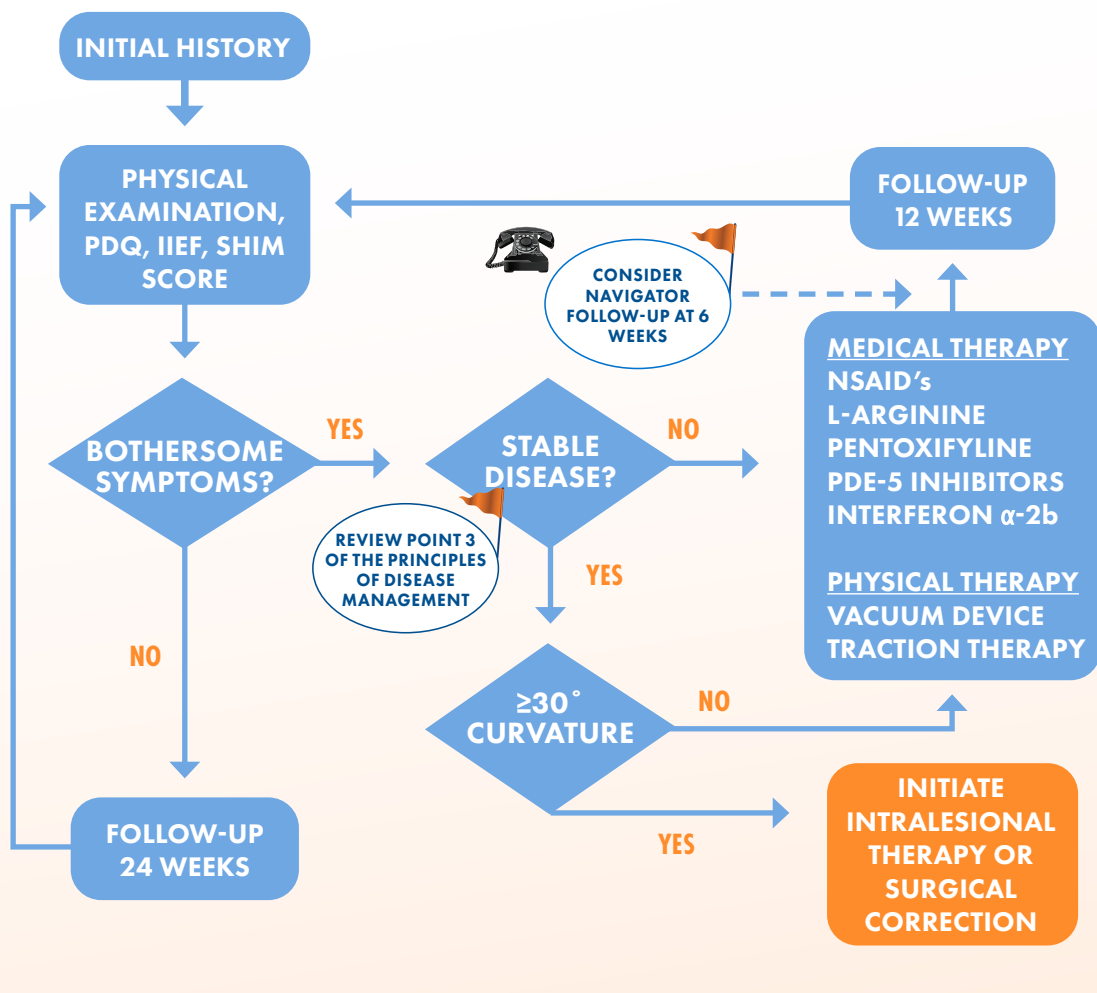
- Oral therapy with vitamin E, omega-3 fatty acids, vitamin E plus L-carnitine, tamoxifen or procarbazine
- Electromotive verapamil
- Radiotherapy
- Potaba



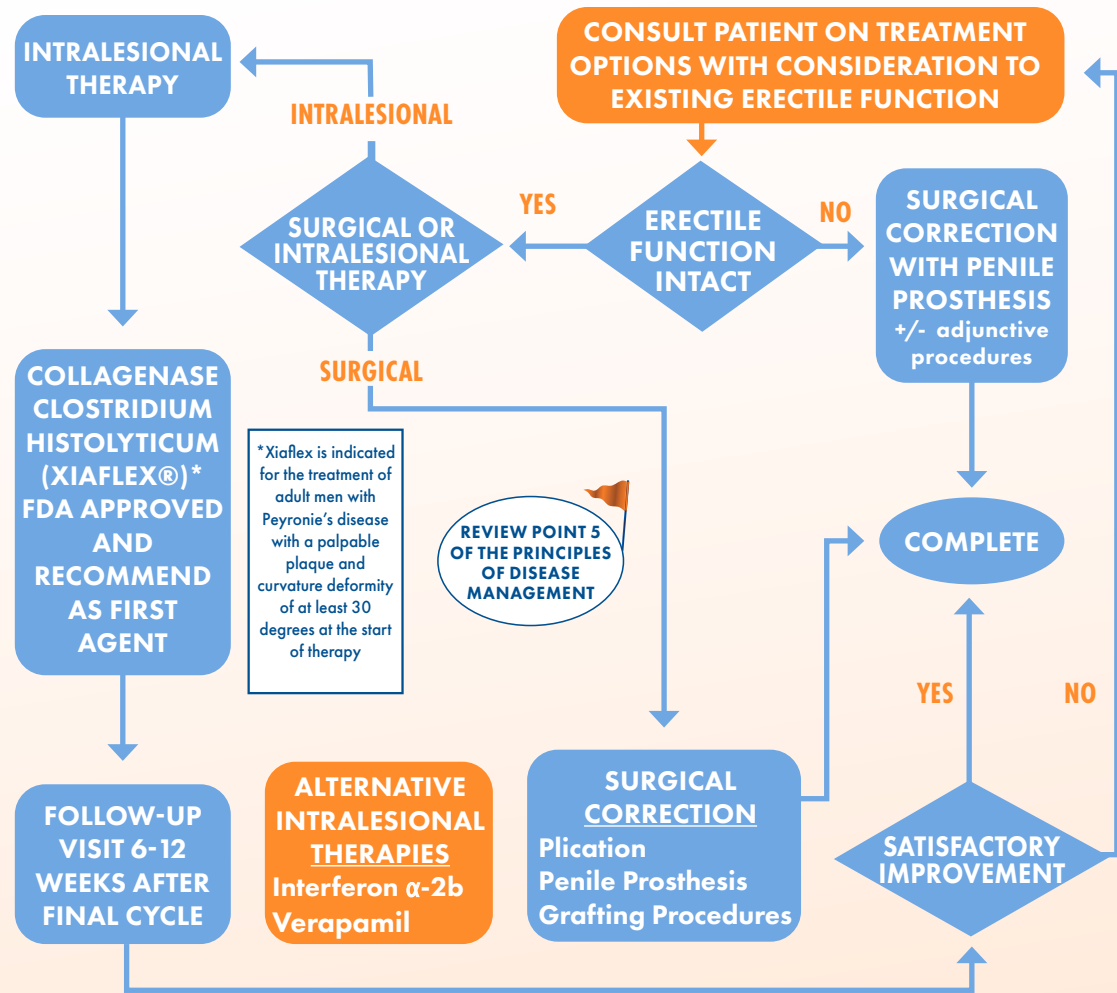
HELPFUL CODES

- ICD-10 Code:
 - N48.6 - Induration penis plastica (Peyronie's disease)
- Intralesional CPT Codes:
 - 54235 Injection procedure to induce erection
 - 54200/54200-58 Injection procedure for Peyronie's disease
 - 54112 Plaque excision and grafting
 - 54360 Penile plication
 - 54400/54405 Penile prosthesis
 - 93980 Doppler ultrasound evaluation
 - 93981 Follow-up doppler ultrasound evaluation
 - 64450 Penile block
- Drug Codes:
 - J0775/J0775-JW - Xiaflex
 - J9214 - Interferon α -2b
 - J3490 - Verapamil (unclassified use)

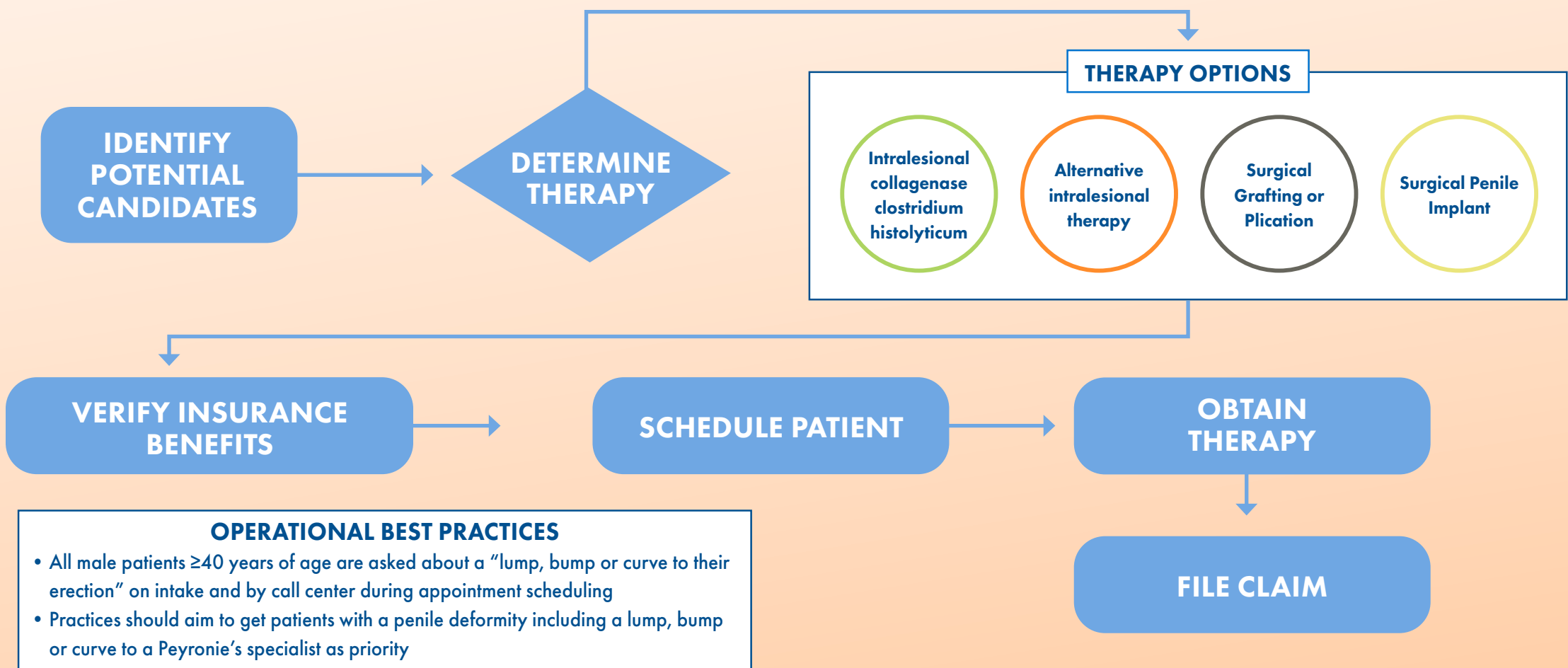
1 PATIENT EVALUATION



2 ADVANCED DISEASE TREATMENT



3 OPERATIONAL CONSIDERATIONS



4 ACQUIRING XIAFLEX® (INTRALESIONAL COLLAGENASE CLOSTRIDIUM HISTOLYTICUM)

